

eQuest Advantage Network

eQuest is the world's largest job posting distribution company. Use eQuest for job postings directly from the HRsoft RECRUITview to post to thousands of job boards, social media sites and colleges. Office of Federal Contract Compliance Posting (OFCCP) support and postings to state and local boards is also offered.



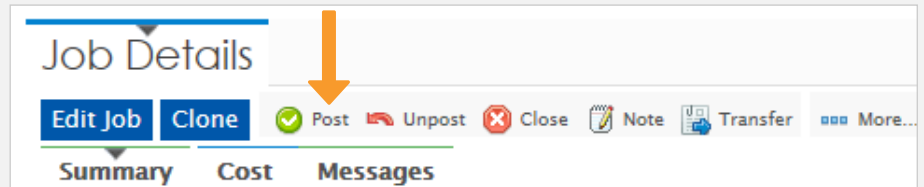
All RECRUITview clients currently have a free-trial of the eQuest Advantage Network until March 31, 2016.

The Advantage Job Board Network is a group of free job boards and search engines that have been used successfully by eQuest customers for years. When posting to the Advantage Network, the system will choose the best boards for sending your jobs, based on an algorithm that looks at the type of position and location. Using the Advantage Network allows you to widen the spectrum of your out-going job postings and qualified candidates. Below are the easy steps to follow:

Posting to eQuest from RECRUITview™

1. Select your job

Select your job and click the Post button as you normally would:

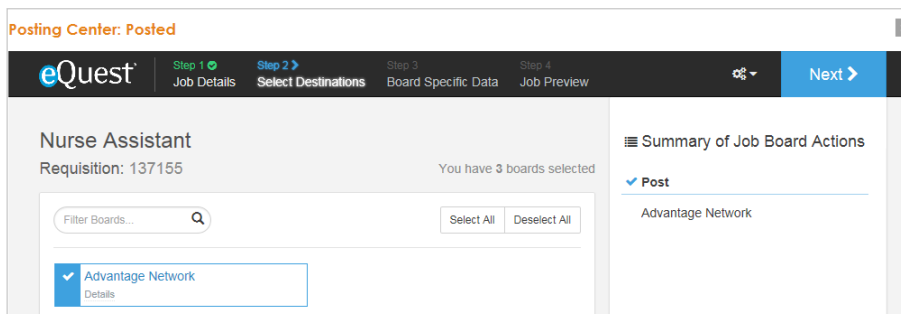
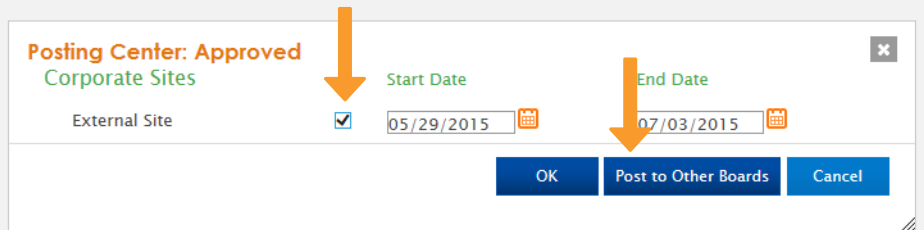


2. Select an External Corporate site

Select an External Corporate site to enable eQuest posting.

3. Click "Post to Other Boards"

...to post the job to the site(s) selected and display the eQuest posting wizard.



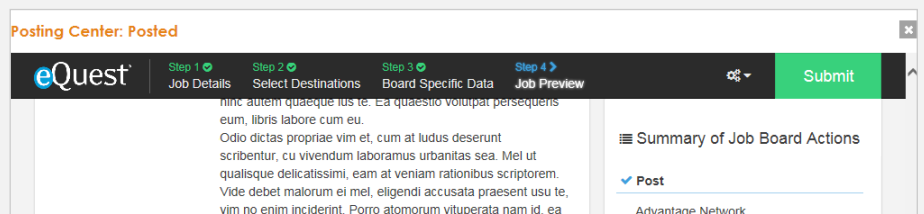
4. Follow the eQuest job wizard

Follow the eQuest job wizard by selecting the job board and clicking Next.

5. Click Submit

Click Submit on the last step of the Wizard.


A preview of the posting is presented. Clicking Submit submits the posting(s) for processing.



eQuest Actions

TILE DISPLAY

ACTION taken on clicking NEXT



No Action

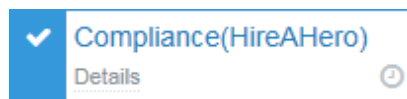


Action: Post

Clicking a grey tile makes it blue, indicating a Post Action will be taken on clicking Next. Boards set up in the eQuest Admin Portal to be pre-selected on accessing the screen will also appear in blue.

Blue tiles can indicate that the job is already posted, in which case the current job details in HRsoft are sent to the job board on clicking Next.

Action: Update



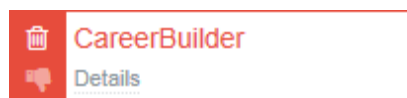
Blue tiles with a clock icon indicate the job is expired.

Action: Update of job details at eQuest only as posting is expired.



Clicking a blue tile twice makes it Orange. This indicates that the job will be re-posted to the job board.

Action: Repost



Clicking a blue tile once makes it Red, indicating the job will be Unposted from the job board.

Action: Delete